

Sweatpant with Pockets

PORT & COMPANY®



Front



Back

PC90P

- * 9-ounce * 50/50 cotton/poly fleece * Elastic waist with interior drawstring
- * Elastic cuffs * Side pockets

Care Instructions:




Machine wash cold. Non-chlorine bleach when needed. Tumble dry medium. Do not iron decoration.

Finished Measurements in Inches

| Size | XS | S | M | L | XL | 2XL | 3XL | 4XL |
|--------|-----|------|------|------|------|------|------|------|
| Waist | 11 | 12 | 13.5 | 15 | 17 | 19 | 20 | 23 |
| Inseam | 30 | 31 | 32 | 32 | 33 | 33.5 | 34 | 34.5 |
| Cuff | 4.5 | 4.62 | 4.87 | 5.12 | 5.37 | 5.62 | 5.87 | 6.12 |

Waist and cuff measured by width.

Colors

| | |
|---|------------------|
|  | Athletic Heather |
|  | Black |
|  | Navy |

Please Note:

Colors shown are approximate and for reference only. For closest match see PMS colors, or for exact match, returnable samples and grommited samples are available.

Color Chart

| Colors | Athletic Heather | Black | Navy |
|-------------|------------------|---------------|------|
| Textile PMS | No Match | Process Black | 296C |